

LIGHTHOUSE



“HEAVY DUTY & EMERGENCY LIGHTING SPECIALIST”










CATALOG

WIRING ACCESSORIES for 2021

4625 W. McDowell Rd Suite 110/120 - Phoenix, AZ 85035

Phone: 602-272-8077 Fax: 602-272-8061

Email: Sales@Lighthouse-az.com Website: www.lighthouse-az.com

TIE WRAP		Length	Strength	Stud	Part #	Qty
 STANDARD NATURAL		4"	18 lbs	---	27064	100
		5 1/2"	30 lbs	---	27065	100
		7"	50 lbs	---	27066	100
		11 1/2"	50 lbs	---	27067	100
		14 1/2"	50 lbs	---	27068	100
 UV BLACK		4"	18 lbs	---	27074	100
		5 1/2"	30 lbs	---	27075	100
		7"	50 lbs	---	27076	100
		11 1/2"	50 lbs	---	27077	100
		14 1/2"	50 lbs	---	27078	100
 HEAVY DUTY		8" Natural	120 lbs	---	27070	100
		8" Black	120 lbs	---	27104	100
		14 1/2" Black	120 lbs	---	27079	100
		18" Black	120 lbs	---	27108	50
		24" Black	175 lbs	---	27105	50
		34" Black	175 lbs	---	27106	50
 BLACK DUAL		12.9" HD	150 lbs	1/4"	27083	50
		12.9" HD	150 lbs	1/4"	27083C	5
		19.2" HD	150 lbs	1/4"	27084	50
		19.2" HD	150 lbs	1/4"	27084C	3
 MOUNT HOLE NATURAL		14 1/2"	50 lbs	#10	27088	100
		14 1/2" HD	120 lbs	1/4"	27089	100
 BLACK FIR TREE		7 1/2"	50 lbs	1/4"	27113	100
 TIE WRAP ADHESIVE MOUNT					27095	100

ELECTRICAL TAPE

Black Vinyl Tape
UL Approved - All Weather
3/4" Wide - 60' Long - 7 mils Thick













Part #

93460

VINYL TERMINALS

Butted Seam Terminal with Vinyl Insulation
Available in Kits - Page 8

	Stud	22-18 AWG		16-14 AWG		12-10 AWG	
		Part #	Qty	Part #	Qty	Part #	Qty
 Butt	---	21700	100	21800	100	21900	100
	#6	21703	100	21803	100	21903	100
 Ring	#8	21704	100	21804	100	21904	100
	#10	21705	100	21805	100	21905	100
	1/4"	21706	100	21806	100	21906	100
	5/16"	21708	100	21808	100	21908	100
	3/8"	21709	100	21809	100	21909	100
	1/2"	---	---	---	---	21913	100
	#6	21723	100	21823	100	---	---
 Spade	#8	21724	100	21824	100	---	---
	#10	21725	100	21825	100	21925	100
	M-.250	21756	100	21856	100	21956	100
 Male	F-.250	21755	100	21855	100	21955	100
	 Female						
 Fully Insulated Female	M-.250	21764	100	21864	100	21964	100
	 Male	F-.250	21765	100	21865	100	21965
 Insulated Flag	F-.250	21767	25	21867	25	21967	25
	M-.157	21758	100	21858	100	---	---
 Male Bullet	M-.195	---	---	21859	100	21959	25
	F-.157	21168	100	21268	100	---	---
 Female Receptacle	F-.195	---	---	21269	100	21369	25

STEP DOWN BUTT CONNECTOR



Step Down End color coded with colored strip.

Description	Part #	Qty
16-14 to 22-18 AWG Blue w/Red Stripe	22280	25
12-14 to 16-14 AWG Yellow w/Blue Stripe	22285	25
8 to 12-10 AWG Red w/Yellow Stripe	22286	15
6 to 8 AWG Blue w/Red Stripe	22287	10

HEAT SHRINK STEP DOWN BUTT CONNECTOR

Crimp - Apply Heat Until Tubing Shrinks & Adhesive Flows










Step Down End Coded With Stripe

Description	Part #	Qty
16-14 to 22-16 AWG Blue w/Red Stripe	22265	5
12-10 to 16-14 AWG Yellow w/Blue Stripe	22275	5
8 to 12-10 AWG Red w/Yellow Stripe	22295	3

NYLON TERMINALS








Butted Seam Terminal, Nylon Insulation & Brass Support Sleeve
Kits Available - Page 8

	Stud	22-18 AWG		16-14 AWG		12-10 AWG	
		Part #	Qty	Part #	Qty	Part #	Qty
 Butt	---	22000	100	22100	100	22200	100
	#6	22903	100	23003	100	23103	100
	#8	22904	100	23004	100	23104	100
 Ring	#10	22905	100	23005	100	23105	100
	1/4"	22906	100	23006	100	23106	100
	5/16"	22908	100	23008	100	23108	100
	3/8"	22909	100	23009	100	23109	100
 Spade	#6	22923	100	23023	100	23123	100
	#8	22924	100	23024	100	23124	100
	#10	22925	100	23025	100	23125	100
 Male	M-.250	22956	100	23056	100	23156	100
 Female	F-.250	22955	100	23055	100	23155	100
 Male Bullet	M-.157	---	---	23058	50	---	---
 Female Receptacle	F-.157	---	---	23068	50	---	---

CRIMP & HEAT SEAL TERMINALS

Kits Available - Page 8

Crimp - Apply Heat Until Tubing Shrinks & Adhesive Flows
Cool For Watertight Connection

	Stud	22-18 AWG		16-14 AWG		12-10 AWG	
		Part #	Qty	Part #	Qty	Part #	Qty
 Butt	---	22250	25	22260	25	22270	25
	---	22350	100	22360	100	22370	100
 Ring	#8	22211	25	22221	25	22230	25
	#10	22212	25	22222	25	22231	25
	1/4"	22213	25	22223	25	22232	25
	5/16"	22214	25	22224	25	22233	25
 Spade	3/8"	---	---	22225	25	22234	25
	#10	22216	25	22226	25	22236	25
 Male	M-.250	22219	25	22229	25	22239	25
 Female	F-.250	22218	25	22228	25	22238	25
 Male Bullet	M-.157	---	---	22244	25	---	---
 Female Receptacle	F-.157	---	---	22245	25	---	---

NEW

SOLDER & HEAT SEAL BUTT CONNECTORS

Kits Available - Page 8


Apply Heat Until Tubing Shrinks,
Adhesive Flows & Solder Melts
Cool For Watertight Connection

22-18 AWG		16-14 AWG		12-10 AWG	
Part #	Qty	Part #	Qty	Part #	Qty
22352	25	22362	25	22372	25

CRIMP, SOLDER & HEAT SEAL BUTT CONNECTORS


Crimp - Apply Heat Until Tubing Shrinks,
Adhesive Flows & Solder Melts
Cool For Watertight Connection

22-18 AWG		16-14 AWG		12-10 AWG	
Part #	Qty	Part #	Qty	Part #	Qty
22354	25	22364	25	22374	25

TAP-IN CONNECTORS



Description	Picture	Part #	Qty
18-14 AWG (Blue)	A	21560	100
12-10 AWG (Yellow)	A	21562	100
18-14 AWG (White)	A	21564	100
18-14 AWG (Blue)	B	21568	100

TEST CLIPS


Red & Black Insulated



NEW

Description	Part #	Qty
30 Amp Steel Test Clip	20840	1 set
50 Amp Copper Test Clip	20841	1 set


SOCKETS



Picture	Part #	Headlight Connector
A	25340	Bulb H8 & H11
B	25341	Bulb H9
C	25342	Bulb #880
D	25407	Bulb H4 & #9003
E	25409	Bulb H7
F	25459	Bulb H13 & #9008
G	25460	Bulb #9004 & #9007
H	25461	Bulb H10, #9005 & #9145
I	25462	Bulb #9006
J	25638	Bulb #881, #894 & #889

FUSE HOLDERS


(Fuses Not Included)



Description	Picture	Part #
AGC 16 GA 15 Amp	A	20905
AGC 12 GA 30 Amp - AGC	A	20906
ATR Micro 2 Add-A-Circuit	B	20954
Low Profile Add-A-Circuit	B	20955
Mini Fuse Add-A-Circuit	B	20956
ATC/ATO Add-A-Circuit	B	20957
ATM 12 GA 30 Amp w/cap	C	20948
ATC 12 GA 30 Amp w/cap	C	20950
ATR Micro 2 16 GA 10 Amp w/cap	E	20959
ATR Micro 2 12 GA 30 Amp w/cap	E	20960
ATC/ATO 16 GA 10 Amp	D	20961
ATC/ATO 12 GA 20 Amp	D	20963
ATM 16 GA 10 Amp w/cap	E	20965
ATM 12 GA 30 Amp w/cap	E	20967
Maxi 8 GA 60 Amp w/cap	F	20969

PRIMARY WIRE

Single Conductor Copper Stranded Primary Wire
Meets SAE Type GPT Specifications
10 AWG thru 18 AWG - Dispensing Clam Shell Pack



AWG	Ft.	Red	Yellow	Black	Green	Blue	Brown	White	Orange	Purple
10	10'	31101	31102	31103	31104	31105	31106	31107	---	---
12	12'	31121	31122	31123	31124	31125	31126	31127	---	---
14	20'	31141	31142	31143	31144	31145	31146	31147	31148	31149
16	25'	31161	31162	31163	31164	31165	31166	31167	31168	31169
18	35'	31181	31182	31183	31184	31185	31186	31187	---	---

BATTERY TERMINALS



A
Top Post



B
Universal



C
Marine

Description	Picture	Part #	Qty
1-2 Ga Pos	A	75001	10
1-2 Ga Neg	A	75002	10
1/0 Ga Pos	A	75003	10
1/0 Ga Neg	A	75004	10
2/0 Ga Pos	A	75005	10
2/0 Ga Neg	A	75006	10
3/0 Ga Pos	A	75007	5
3/0 Ga Neg	A	75008	5
4/0 Ga Pos	A	75009	5
4/0 Ga Neg	A	75010	5
Universal	B	75101	10
Universal H/D	B	75102	10
Universal	B	75103	2
Marine Pos	C	75201	10
Marine Neg	C	75202	10

BATTERY LUGS



Gauge	Stud	Part #	Qty
4	3/8"	70000	25
4	5/16"	70001	25
2	3/8"	70002	25
1/0	3/8"	70004	25
1/0	1/2"	70005	25
2/0	3/8"	70006	25
2/0	1/2"	70007	25
3/0	3/8"	70008	10
3/0	1/2"	70009	10
4/0	3/8"	70010	10
4/0	1/2"	70011	10

BATTERY CONNECTORS



GRAY HOUSING

CONTACTS




DUST CAP

Self Mating Contacts Lock Into Housing
Can Be Crimped or Soldered
Rated 600 Volts - Temperature Range -4°F to 257°F
Set Includes 1 Gray Housing & 2 Contacts
Housings are Genderless

Gauge	AMP	Part #	Qty
12-10 AWG	35	26380	1 set
6 AWG	50	26382	1 set
4 AWG	125	26383	1 set
2 AWG	150	26384	1 set
1/0 AWG	175	26385	1 set
Dust Cap	175	26372	1



5 PIN RELAYS



Part #	Picture
55590	A
55653	B
55667	C
55592	D

A
Relay With Mounting Bracket
Use With "B" Connector

B
5-Pin Connector
Use With "A" Relay

C
Waterproof Sealed Connector
Use With "D" Relay

D
Waterproof Sealed Relay
With Metal Mount Tab
Use With "C" Connector

NYLON SPLIT LOOM



High Temp Nylon Tubing
Flexible With Split
Black with Grey Stripe
Operating temperature -40°F to 300°F

I.D.	Part #	Feet/Spool
1/4"	55170A	100'
3/8"	55171A	100'
1/2"	55172A	100'
5/8"	55173A	100'
3/4"	55174A	100'

SPLIT LOOM



Black flexible polyethylene tubing holds wires in position, while protecting from abrasion. Tubing is split for easy wire insertion. Operating temperature -30°F to 200°F.

I.D.	Part #	Feet/Spool
1/8"	55139AA	500'
1/8"	55139A	50'
1/4"	55140AA	500'
1/4"	55140A	50'
3/8"	55141AA	500'
3/8"	55141A	50'
1/2"	55142AA	500'
1/2"	55142A	50'
3/4"	55143AA	250'
3/4"	55143A	50'
5/8"	55144AA	250'
5/8"	55144A	50'
1"	55145AA	100'
1 1/4"	55146AA	100'
1 1/2"	55147AA	50'
2"	55148AA	50'

CRIMPING TOOLS



A



B




C

Extractor Tools for OE Electronic Terminals



D

"F" Crimp Open Barrel, Deutsch & Weatherpack Terminals



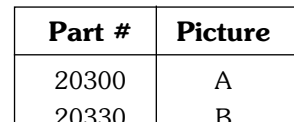
E

Crimp Uninsulated, Insulated, Open Barrel & Weatherpack Terminals



F

Deutsch Ratchet Crimps Solid Barrel Deutsch Terminals



Part #

Picture

20300

A

20330

B

20660

C

20663

D

20665

E

20667

F

20685

G

20692

H

20380

I

20390

J

G
Crimp Battery & Lug Terminals
6 to 4/0 GA



H
6-24 Volt Circuit Tester



I
Ratchet Crimping Tool




J
Self Adjusting Wire Stripper



WEATHERPACK TERMINALS & HOUSINGS

Exact replacements for OE terminals & housings for repair of on board electronics. Kits Page 8



Silicon Cable Seal


Silicon Plug

Female With Mating Male



OE Part #	GA	Description	Part #	Qty	Part #	Qty
12015193	12	Cable Seal Blue	55849	5	55849G	50
12010293	16-14	Cable Seal Grey	55850	5	55850G	50
12015323	20-18	Cable Seal Green	55851	5	55851G	50
12010300	----	Cavity Plug	55852	5	55852G	50
12089188	20-18	Female Terminal	55853	5	55853G	50
12089040	20-18	Male Terminal	55854	5	55854G	50
12124580	16-14	Female Terminal	55855	5	55855G	50
12124582	16-14	Male Terminal	55856	5	55856G	50
12124581	12	Female Terminal	55857	5	55857G	50
12124587	12	Male Terminal	55858	5	55858G	50


Shroud With Mating Tower



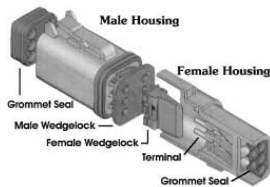
OE Part #	Description	Part #	Qty	Part #	Qty
12010996	1-Cavity Shroud	55860	1	58860G	50
12015791	1-Cavity Tower	55861	1	58861G	50
12010973	2-Cavity Shroud	55862	1	58862G	50
12015792	2-Cavity Tower	55863	1	58863G	50
12010717	3-Cavity Shroud	55864	1	58864G	50
12015793	3-Cavity Tower	55865	1	58865G	50
12010974	4-Cavity Shroud	55867	1	58867G	50
12015797	4-Cavity Tower	55868	1	58868G	50
12010975	6-Cavity Shroud	55869	1	58869G	50
12015799	6-Cavity Tower	55870	1	58870G	50
12065158	5-Cavity Shroud	55871	1	58871G	50
12034342	5-Cavity Tower	55872	1	58872G	50

DEUTSCH CONNECTORS

Use Tool #20663 or #20667 Deutsch Kits Page 8



HOUSING & WEDGELOCK



TERMINALS



Description	Solid Barrel		Open Barrel	
	Part #	Qty	Part #	Qty
16-18 AWG Female	55962	5	55966	5
16-18 AWG Female	55962G	50	55966G	50
16-18 AWG Male	55963	5	55967	5
16-18 AWG Male	55963G	50	55967G	50
14-16 AWG Female	55964	5	55968	5
14-16 AWG Female	55964G	50	55968G	50
14-16 AWG Male	55965	5	55969	5
14-16 AWG Male	55965G	50	55969G	50

Description	Part #	Qty
2-Way Female	55990	1 set
2-Way Female	55990G	50 sets
2-Way Male	55991	1 set
2-Way Male	55991G	50 sets
3-Way Female	55992	1 set
3-Way Female	55992G	50 sets
3-Way Male	55993	1 set
3-Way Male	55993G	50 sets
4-Way Female	55994	1 set
4-Way Female	55994G	50 sets
4-Way Male	55995	1 set
4-Way Male	55995G	50 sets
6-Way Female	55996	1 set
6-Way Female	55996G	50 sets
6-Way Male	55997	1 set
6-Way Male	55997G	50 setst
8-Way Female	55998	1 set
8-Way Female	55998G	50 sets
8-Way Male	55999	1 set
8-Way Male	55999G	1 set

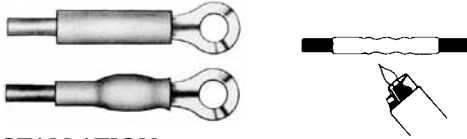
SHRINK TUBING

Shrink tubing is measured by its Inside Diameter before shrinking



Flexible polyolefin single wall tubing
Shrinks to form a tight cover
Shrink ratio 2 to 1

Operating temperature -67° to 275°F



INSTALLATION:

1. Slide tubing over wire
2. Crimp terminal on wire
3. Apply heat (200°F to 300°F)
4. Cool for tough, rigid insulation




**RED & BLACK
SHRINK TUBE KIT**
54 6" pieces
1/8" to 3/4" Diameter

Part #
0003SRB

Black - Single Wall		
I.D.	Part #	Qty
1/8"	68219A	4'
1/8"	68219C	4 6" pieces
3/16"	68220A	4'
3/16"	68220C	4 6" pieces
1/4"	68221A	4'
1/4"	68221C	4 6" pieces
3/8"	68222A	4'
3/8"	68222C	4 6" pieces
1/2"	68223A	4'
1/2"	68223C	4 6" pieces
3/4"	68224A	4'
3/4"	68224C	4 6" pieces
1"	68225A	4'
1"	68225C	4 6" pieces

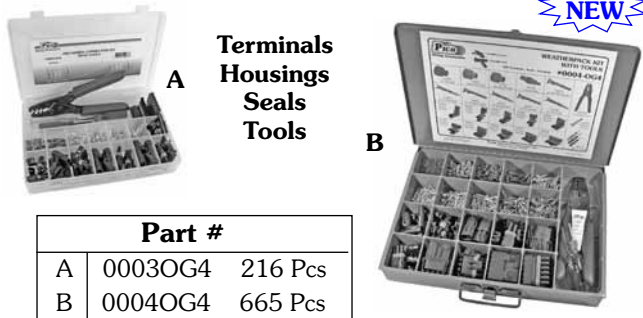
Red - Single Wall		
I.D.	Part #	Qty
1/8"	68250A	4'
1/8"	68250C	4 6" pieces
3/16"	68251A	4'
3/16"	68251C	4 6" pieces
1/4"	68252A	4'
1/4"	68252C	4 6" pieces
3/8"	68253A	4'
3/8"	68253C	4 6" pieces
1/2"	68254A	4'
1/2"	68254C	4 6" pieces
3/4"	68255A	4'
3/4"	68255C	4 6" pieces
1"	68256A	4'
1"	68256C	4 6" pieces

TERMINAL KITS



Description	Picture	Part #
175 Piece Terminal Kit	A	0002T
180 Piece Terminal Kit Nylon w/Sleeve Terminals	B	0003WS
482 Piece Vinyl Insulated Terminal Kit with Tool	C	0004T
301 Piece Nylon Insulated Terminal Kit with Tool	D	0004TN
192 Piece Heat Seal Terminal Kit	E	0004HS

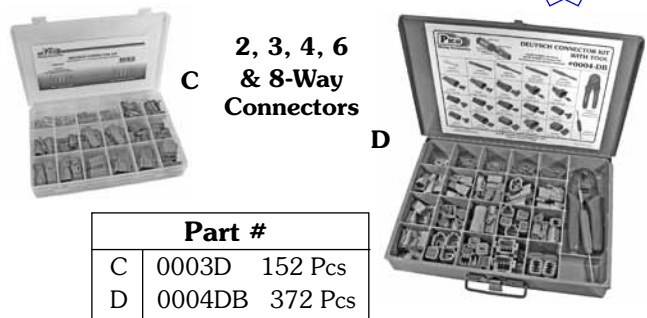
WEATHERPACK KITS



**Terminals
Housings
Seals
Tools**

Part #		
A	0003OG4	216 Pcs
B	0004OG4	665 Pcs

DEUTSCH KITS



**2, 3, 4, 6
& 8-Way
Connectors**

Part #		
C	0003D	152 Pcs
D	0004DB	372 Pcs